

DASH/T3 Plus 10" Tablet Quick Start Guide

Important Product and Safety information

1. Do not disassemble the device. It may damage the device, and void the warranty.
2. Operate the device in a place where temperature is between +5°C and +35°C.
3. Protect your device from water and moisture intake. Keep connector covers closed when not in use to prevent water and moisture intake.
4. Use only soft and dry lint-free cloth to clean the device.
5. Use only the power charger delivered with the device.
6. Do not use damaged power cords or plugs.
7. Save energy by doing following.
 - Reduce screen brightness and sound volume.
 - Close any applications and data connections that are not being used.
 - Disable sounds like touch sound.
 - Disconnect any peripherals from the device if they are not used.
 - Unplug the charger from the electrical outlet when it is not used.
8. The device contains replaceable battery. There is risk of explosion if battery is replaced by an incorrect type.

This device complies with PART 15 of the FCC Rules. Operation is subject to following two conditions:

1. This device may not cause harmful interference, and
2. This device must accept any interference received, including interference that may cause undesired operation.



WEEE STATEMENT

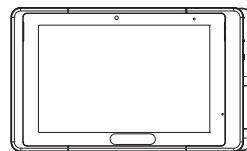
The WEEE directive places an obligation on manufacturer who sell into EU countries to take back electronic products at the end of their useful life. The symbol (shown here) will be on PIONEERINC products and/or packaging, which indicates that this product must NOT be disposed of with other waste. Instead it is the user's responsibility to dispose of their waste electrical and electronic equipment by handing it over to an approved reprocessor, or by returning it to PIONEERINC for reprocessing. For more information about where you can send your waste equipment for recycling, please contact your local recycling facility or one of our offices.



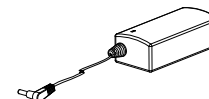
Please visit us at www.pioneersolution.com

For product support:
 US & Canada: support@pioneersolution.com,
 or call 909-468-9757, option 2
 Others: support@evensystems.com


Packing Contents



1 x 10" DASH/T3 Plus



1 x Power Supply with power cord

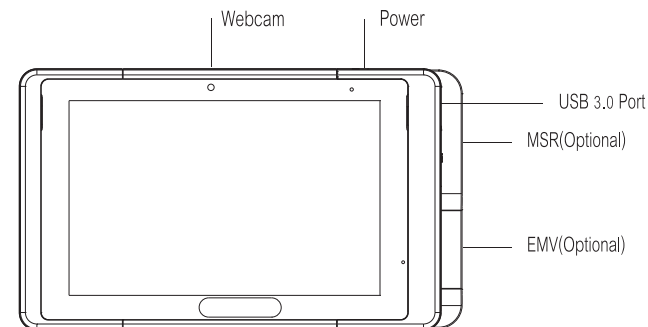


1 x Quick Start Guide

To turn on the DASH, press and hold the power button for 3 seconds.

Note: Fully charge the tablet before first use

Front View



Back View

